

Get Free Podcasts

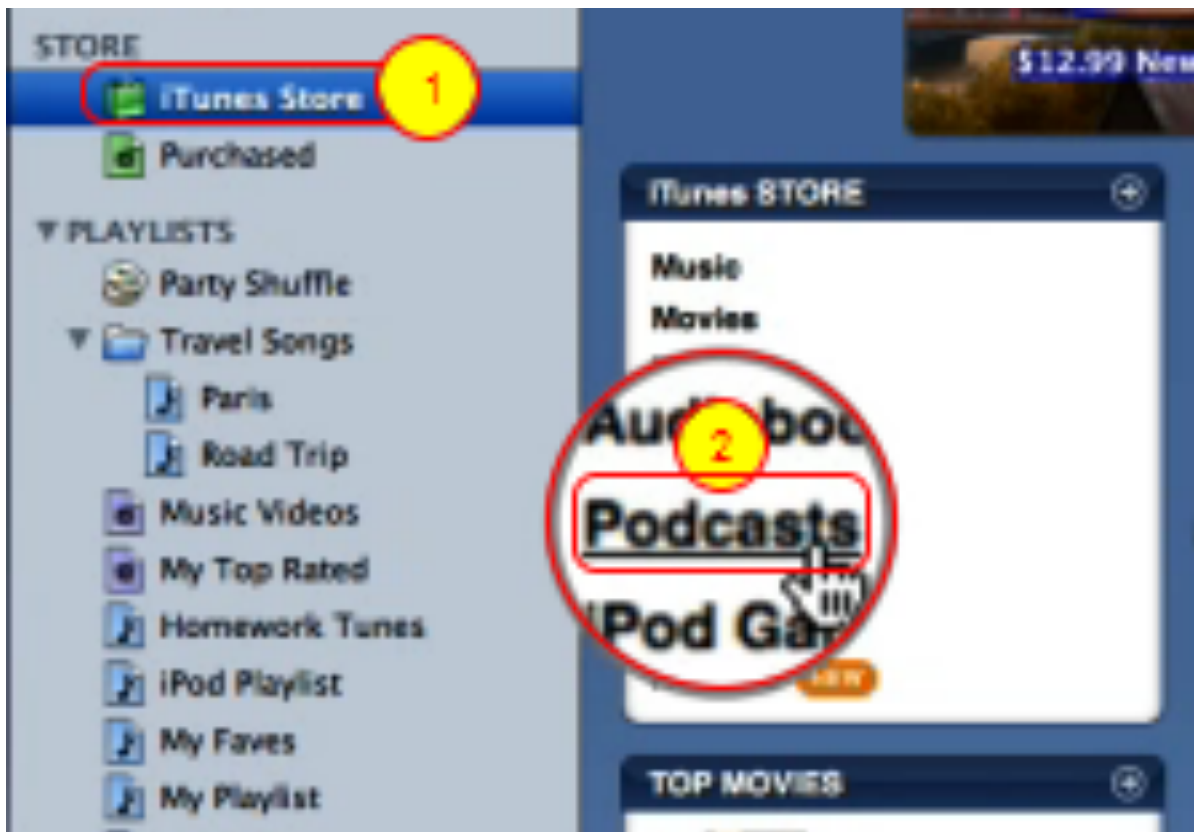
Subject Descriptors: iTunes, Podcasts

Application (Version): iTunes 8 - Windows XP, Windows Vista, Mac OSX

Task Description: How do I subscribe and unsubscribe to Podcasts? Are Podcasts free?

Tutorial Date: 13 May 2009, by Tim Holmes

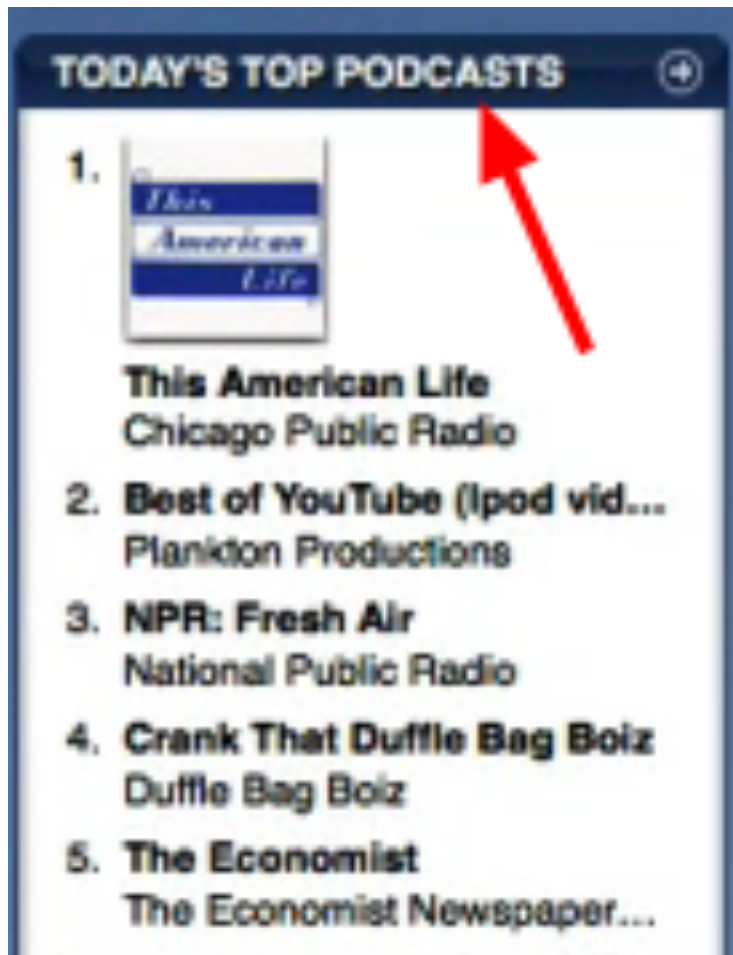
Getting Started



1) click on the "**iTunes Store**" link.


2) click on "**Podcasts**".

Top Podcasts



The most popular podcasts are listed under the "**TODAY'S TOP PODCASTS**" menu.

Subscribe To A Podcast

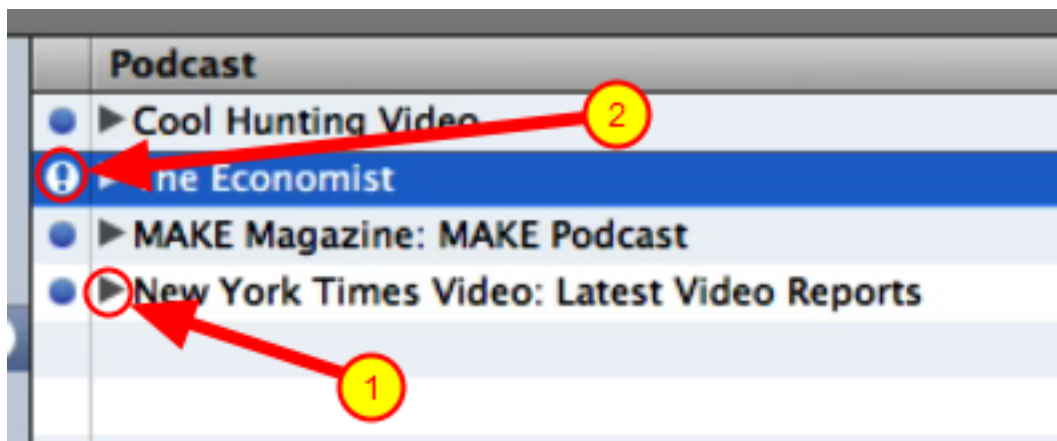


All podcasts are free.

When you find a podcast show that you would like to listen to:

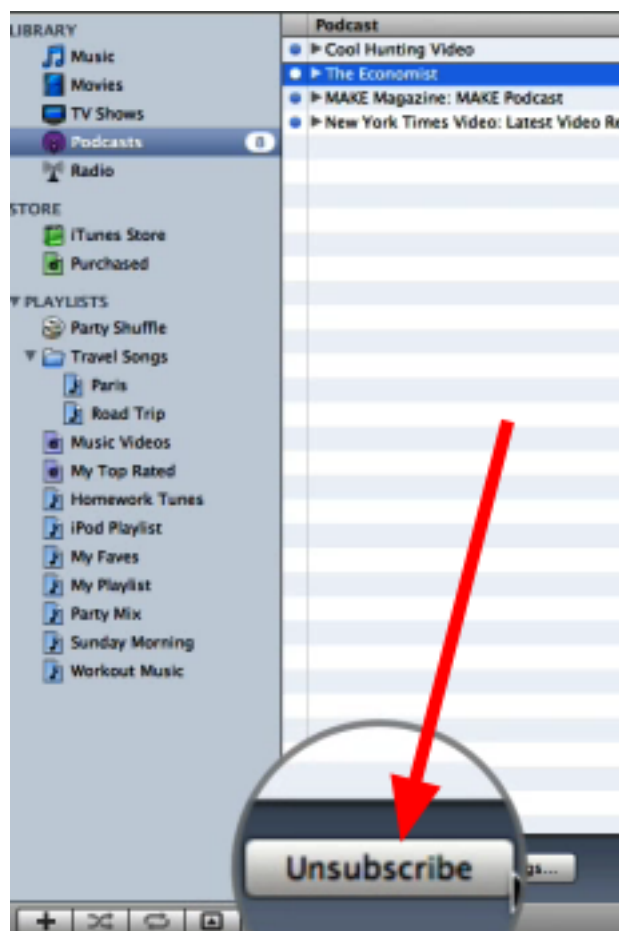
- 1) click the "**SUBSCRIBE**" button.
- 2) Your podcast will then immediately start downloading and then
- 3) stores your podcasts in the "Podcasts" section of your iTunes library.

Podcast Library Navigation



- 1) Click the triangle to view the entire list of podcasts for a particular show.
- 2) An **exclamation point** next to a podcast mean that you haven't listen to a podcast for a while. Just click the **exclamation point** to resubscribe to the podcast and continue downloading new episodes.

Podcast Library Navigation (cont.)



You can cancel a subscription anytime by clicking the "**Unsubscribe**" button.

Podcast Preferences



Sync Podcasts to your iPod or iPhone by selecting your device on the left side of the iTunes screen, and then

- 1) clicking the "**Podcasts**" tab at the top.
- 2) next, check the "**Sync**" check box and click "**Sync Podcasts**".